

Portfolio Development



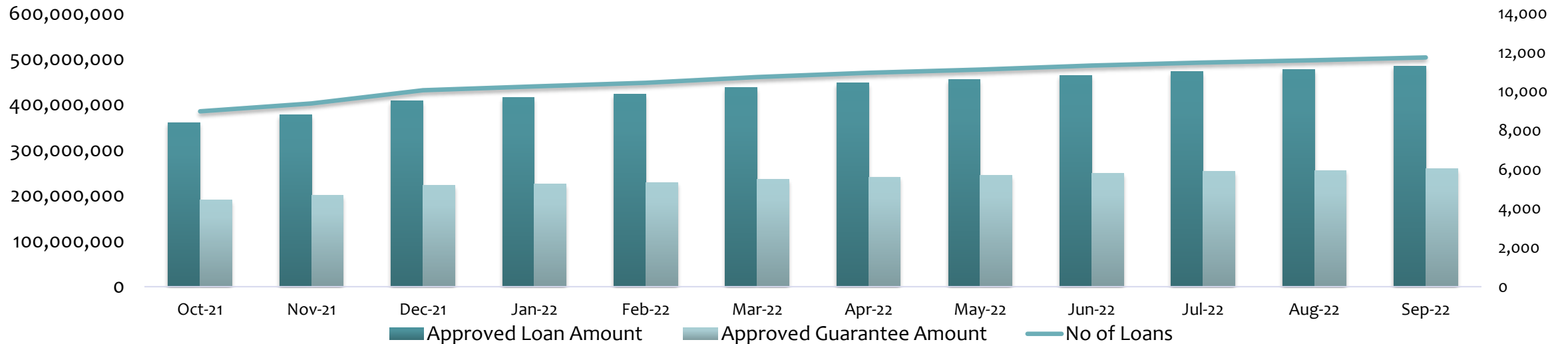
LOAN STATISTICS



FONDI KOSOVAR PËR GARANCI KREDITORE
KOSOVSKI FOND ZA KREDITNO JEMSTVO
KOSOVO CREDIT GUARANTEE FUND

	Jun-22	Jul-22	Aug-22	Sep-22
Approved Loan Amount	464,337,751	471,876,792	476,802,292	484,910,492
Total Outstanding Loans	223,476,138	222,827,107	218,103,360	219,311,386
Approved Guarantee Amount	249,048,117	252,762,238	255,034,488	259,019,138
Total Outstanding Guarantees	126,033,375	125,232,858	122,255,600	122,351,848
No of Loans	11,333	11,489	11,602	11,751
No of Active Loans	6,994	7,042	6,925	6,927

APPROVED LOANS

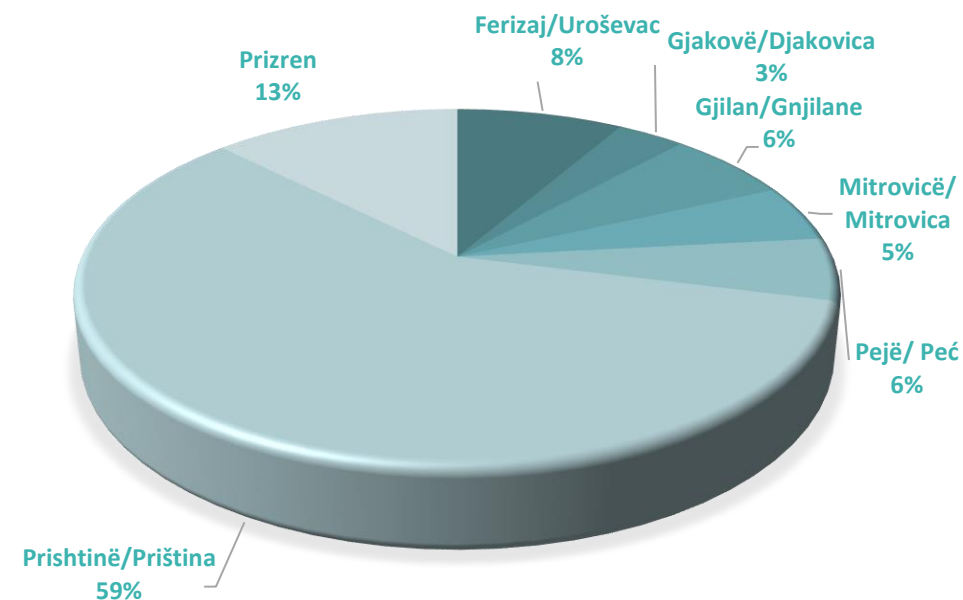


LOAN DISTRIBUTION BY REGION



FONDI KOSOVAR PËR GARANCI KREDITORE
KOSOVSKI FOND ZA KREDITNO JEMSTVO
KOSOVO CREDIT GUARANTEE FUND

Main Regions	No of Loans	Approved Amount	Guarantee Amount
Ferizaj/Uroševac	1,050	40,650,500	21,208,910
Gjakovë/Djakovica	477	16,580,000	8,730,490
Gjilan/Gnjilane	748	30,946,150	16,509,615
Mitrovicë/Mitrovica	625	24,744,100	12,196,850
Pejë/ Peć	691	27,468,400	14,285,435
Prishtinë/Priština	6,734	283,913,951	154,220,076
Prizren	1,426	60,607,392	31,867,762
Total	11,751	484,910,492	259,019,138



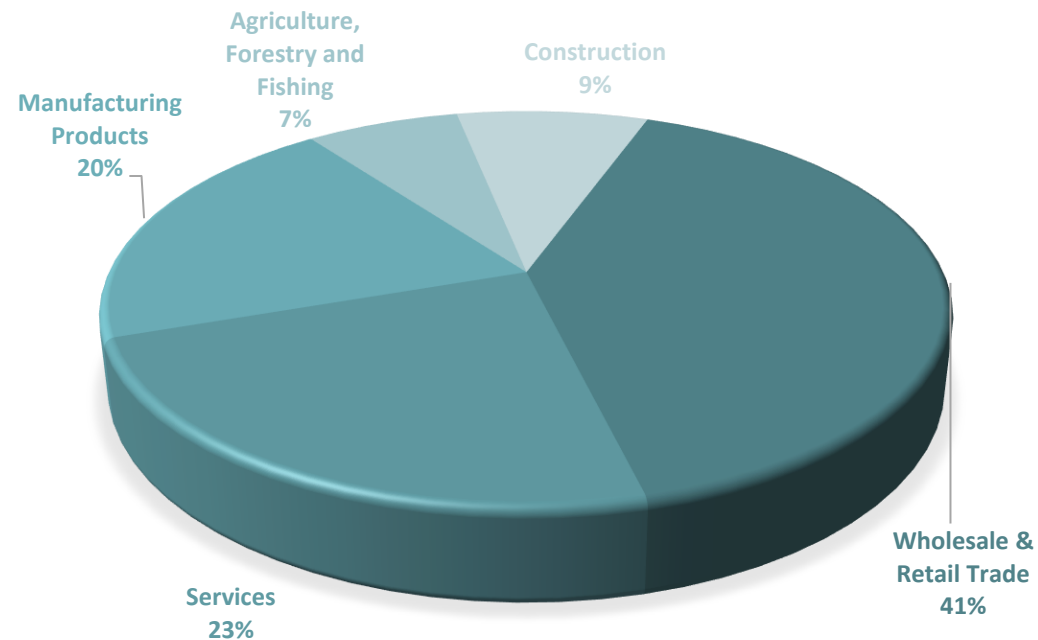
LOANS BY SECTOR



FONDI KOSOVAR PËR GARANCI KREDITORE
KOSOVSKI FOND ZA KREDITNO JEMSTVO
KOSOVO CREDIT GUARANTEE FUND

Main Sectors	No of Loans	Approved Amount	Guarantee Amount	No Of Employees	Proj. Employees*	Projected new employment
Wholesale & Retail Trade	4,532	196,953,111	104,546,459	21,435	28,040	6,545
Services	3,154	114,182,321	60,833,851	21,460	26,976	5,444
Manufacturing Products	2,027	97,527,516	54,198,990	13,990	17,887	3,839
Agriculture, Forestry and Fishing	1,029	33,877,400	17,728,436	2,528	3,835	1,286
Construction	1,009	42,370,145	21,711,403	8,636	10,746	2,067
Total	11,751	484,910,492	259,019,138	68,049	87,484	19,181

* This is an estimation reported by the beneficiaries



LOAN PURPOSE



FONDI KOSOVAR PËR GARANCI KREDITORE
KOSOVSKI FOND ZA KREDITNO JEMSTVO
KOSOVO CREDIT GUARANTEE FUND

Purpose of the Loans	Number of Loans	Approved Amount	Guarantee Amount
Construction, Renovation or Land	1,739	79,678,986	42,067,759
Equipment	2,931	118,932,274	63,649,358
Working Capital	5,309	221,732,583	121,416,171
Other	1,772	64,566,650	31,885,850
Total	11,751	484,910,492	259,019,138

